

# USER MANUAL

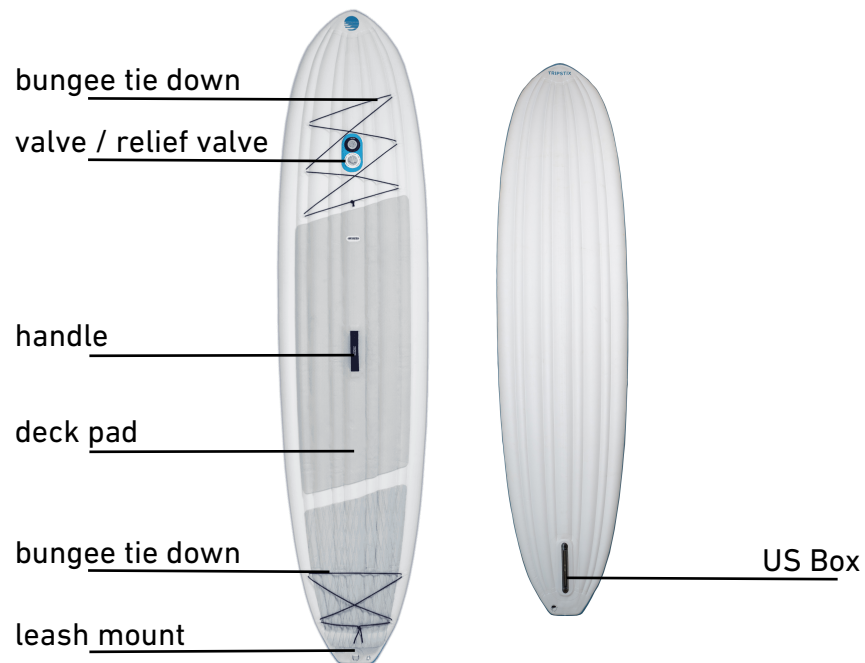
ClustAir Boards



**TRIPSTIX**  
SURFBOARDS

# BOARD TYPES

## Single Fin



## Thruster



## INCLUDED



**fin (s)**



**valve adapter**



**valve keys**



**strap**



**fin key** (if needed for fin setup)

# HOW TO INFLATE THE BOARD

1



Unfold the board.

2



Open the valve cap and make sure that the yellow pin is in the **UP position** (push and turn).

3



Insert pump hose into the valve and inflate to pressure written on the valve ring. **Take extra care when using a compressor for inflation. We assume no liability for the use of a compressor.**



4



Detach the hose and close the valve cap.

## INSTALLING FINS

### Single fin

1



Put the square nut into the fin box and slide it to the front part of the box.

2



Put the single fin into the finbox. To do so, insert the pin of the fin into the fin box and push the fin backwards.

3



Position the square nut underneath the hole in the fin base and tighten the screw.

### Thruster

1



Put the fins into the finboxes. The fins must point backwards and the TRIPSTIX-Logo must face to the outside. The centerfin does not have a logo.

2





Use the fin key, to tighten the screws. Do not tighten too strongly, as this may cause a damage to the finbox.


# HOW TO DEFLATE THE BOARD


1 Clean and dry the board. Especially take care that no sand or dust remains at the valve.


2 Remove the fins. Release the screws and pull the fins to do so.

3  Open the valve cap. Push and turn the yellow pin so that it remains in the DOWN position. (push and turn)

5  Continue with folding from the nose.

7  Close the strap to fix the package.

4  Start folding from the tail, until you reach the valve.

6  Take care not to brake the valve cap when doing the last fold.

## MAINTENANCE

- Do not expose to direct sunlight for an extended period of time.
- Prevent overheating!
- Do not use a compressor for inflation.
- Avoid contact with sharp obstacles.
- store at a dry place with room temperatur
- if possible, store the board inflated at low pressures (3-5PSI)
- clean and dry before packing
- Do not use aggressive chemicals for cleaning. (Soap-)water can be used for cleaning.
- tighten the valves from time to time



# SAFETY

- Always wear an approved PFD (personal flotation device).
- Do not paddle under the influence of drugs or alcohol.
- Wear a helmet when appropriate.
- Do not paddle alone. Always inform someone of your paddling expedition.
- Children must be supervised by an adult at all times.
- Check weather conditions and dress accordingly.
- Beware of winds and currents.
- Do not exceed your paddling ability; be aware of your limitations.
- Be aware of safe river water levels, tidal changes, currents, and obstacles in and above the water.
- Check your equipment for damages prior to each use.
- Always wear a leash. Use a safety leash when paddling on rivers.
- Do not paddle in flood conditions.
- Do not paddle into protected areas (bird or fish protection etc.).
- This products contains synthetic materials like PVC, PES and EVA. Please dispose the product in an environmental friendly manner at a designated institution.

## ACCESSORIES



Paddle



Pump



Fins (FCS)



Shirt



Leash



Singlefin (US Box)